

# QUARTERLY UPDATE

March 31, 2026

INTREPID  
CAPITAL FUNDS



THE CONSTANT PURSUIT  
OF VALUE

[www.intrepidcapitalfunds.com](http://www.intrepidcapitalfunds.com)



## TABLE OF CONTENTS

2	President's Letter
3	Intrepid Capital Fund (ICMBX) (ICMVX)
5	Intrepid Income Fund (ICMUX)
8	Performance Summary
9	Key Differentiators
10	How to Open an Account
11	Purchasing Additional Shares

## THE CONSTANT PURSUIT OF VALUE

Our strategies all share a common investment philosophy, one where we constantly pursue the best value in the markets seeking to achieve superior risk-adjusted returns. As a result, our funds' holdings are determined using our:

### EQUITY INVESTMENT STRATEGY

Focusing on companies that we believe are not efficiently priced by the market.

To find these opportunities, we search for companies that:

- ◆ Are market leaders
- ◆ Have a proven record of returning cash flow to shareholders
- ◆ Generate excess free cash flow
- ◆ Carry low debt and have strong balance sheets
- ◆ Have proven management

### FIXED INCOME INVESTMENT STRATEGY


Seeks to provide an attractive return in excess of U.S. Treasury bonds while limiting interest rate risk and the possibility of permanent capital impairment. Typically, we focus on corporate bonds, but have the flexibility to explore bank loans, convertibles, and other income generating securities when attractive opportunities are present.

We seek companies that:

- ◆ Are more conservatively financed than the typical leveraged debt issuer
- ◆ Generate predictable free cash flow
- ◆ Own tangible assets

### BALANCED INVESTMENT STRATEGY

Combining our equity investment strategy and our fixed income investment strategy to allocate assets among stocks, bonds and other fixed income securities based on where we see value.





## PRESIDENT'S LETTER

**THE CONSTANT PURSUIT OF VALUE.** At Intrepid Capital Management ("Intrepid Capital"), investment advisor to the Intrepid Capital Funds, this singular mission directs everything we do, both on behalf of our clients and in how we operate. Our goal is to provide positive absolute returns and relative outperformance against the benchmark index over a full market cycle.

When it comes to our investment strategy, we follow a disciplined process. In our constant pursuit of value, our sights are set on risk control and long-term growth. We use in-house research, refined over 25 years of practice and perfected during some of the most challenging markets of the century, to determine if a company fits our criteria for investment. It's simple, but not easy.

**PATIENCE.** Finding value takes determination and rigorous research. Patience is a rare commodity in the investment advisory business. Markets can be irrational in the short term, and the temptation to diversify for the sake of diversity can derail sound strategies. At Intrepid Capital, we are focused on long-term goals, not short-term results. In our experience, patience pays.

**INDEPENDENT THINKING.** You won't find us following the herd. We pride ourselves on independent thinking. We dig deeply and analyze exhaustively. We do not rely on sell-side research. Our extensive and rigorous process for security selection is followed without fail. If an opportunity doesn't pass our test, we will hold cash until one does. We feel that to be fully invested today assumes there will be no better investment tomorrow.

**RISK CONTROL.** Simply put, our definition for risk is losing money. In the end, growing and protecting our shareholders' capital is our utmost concern, so risk control is critical. We actively manage risk with prudently diversified portfolios, sound strategies and a disciplined process. We try to control risk by ensuring that we understand a business's operating characteristics, cash flows, and balance sheet, and then waiting to buy shares until we believe there is at least a 20% discount to our fair value estimate. We tend to own shares in businesses with more stable end markets and without highly leveraged balance sheets; ones where management has a substantial stake, there is little debt and the products are indispensable. In our opinion, these can usually be valued with a higher degree of confidence.

Our investment approach focuses on the best value we can find in an attempt to achieve superior risk-adjusted returns. Entrusting us with your hard earned capital is important to us and not a job we take lightly. Thank you for your interest in the Intrepid Capital Funds.

Sincerely,

Mark F. Travis  
President, CEO



**Mark F. Travis**  
President  
Chief Executive Officer  
Intrepid Capital Management



## FUND PROFILE

Investment Style	US balanced
Firm Assets	\$1.7 billion
Strategy Assets	\$122.0 million
Fund Net Assets	\$108.1 million
Managed By	Intrepid Capital Management

## FUND STATISTICS

Investor Class Institutional Class

Ticker:	ICMBX	ICMVX
Inception Date:	1/3/2005	4/30/2010
Cusip:	461195208	461195604
NAV:	\$11.33	\$11.39
Investment Minimum:	\$2,500	\$250,000

## INVESTMENT TEAM

**Mark F. Travis**  
President, CEO  
Lead Portfolio Manager

**Matt Parker, CFA, CPA**  
Senior Vice President  
Portfolio Manager

**Joe Van Cavage, CFA**  
Senior Vice President  
Portfolio Manager

**Hunter K. Hayes, CFA**  
Chief Investment Officer  
Portfolio Manager

## INVESTMENT OBJECTIVE AND PRINCIPAL INVESTMENT STRATEGY

The Intrepid Capital Fund's primary objective is long-term capital appreciation and high current income. The Fund seeks to achieve this objective by investing primarily in common stocks of small and mid-capitalization companies and corporate bond securities.

## PHILOSOPHY

We are valuation-driven investors. The Capital team searches for businesses that are selling for less than what we believe the underlying business is worth. Our valuations are calculated by discounting projected free cash flows and valuing assets. We focus on established businesses that have strong balance sheets and that generate consistent free cash flows. We attempt to reduce risk through detailed fundamental analysis of a limited number of holdings and by avoiding businesses that cannot be valued with a high degree of confidence. We employ a long-term investment approach focused on absolute results rather than relative performance. By doing so, we attempt to think independently and avoid investment fads. We sell stocks when they exceed our calculated intrinsic value or when there is a decline in fundamentals that is not yet reflected in the price of the stock. The Fund's fixed income investments follow a similar strategy. We perform deep fundamental credit analysis to identify securities with high risk-adjusted potential returns. The Fund invests in a wide range of fixed income securities, including corporate bonds, convertibles, and preferred stock, but will typically target the high-yield corporate market. We seek to limit interest rate risk when we are not being compensated to assume it, but fixed income securities will typically have a duration of one to six years at the time of purchase. Duration is a measure of a debt security's price sensitivity, taking into account a debt security's cash flows over time. In certain market conditions when we are unable to find attractive discounts, we may determine that it is appropriate for the Fund to hold a significant cash position for an extended period of time. The Fund expects that it may maintain substantial cash positions when we determine that such cash holdings, given the risks we believe to be present in the market, are more beneficial to shareholders than investments in additional securities.

## INVESTMENT DISCIPLINE

### Independence.

- ◆ We focus on a business's value, not its changing stock price.
- ◆ We seek to buy only good businesses at good prices, determined by detailed fundamental analysis.
- ◆ We do not chase performance by buying into "hot" sectors or broad market trends.
- ◆ We have a concentrated portfolio consisting of our best ideas.
- ◆ We do not attempt to match our sector weightings to benchmarks.
- ◆ We are flexible and do not have a fully invested (no cash) mandate.

### Integrity.

- ◆ We produce valuations using realistic assumptions.
- ◆ We generate our research internally.
- ◆ We invest our own money alongside our clients' funds.
- ◆ We will not consider a security for the fund that we would not consider owning ourselves.

## PERFORMANCE

	Total Return			Average Annualized Total Returns as of March 31, 2026				
	Qtr.	YTD	1 Year	3 Year	5 Year	10 Year	15 Year	Since Inception
Intrepid Capital Fund - Inv.	-0.93%	-0.93%	13.22%	12.56%	6.80%	5.98%	5.59%	6.10%
Intrepid Capital Fund - Inst.	-0.93%	-0.93%	13.45%	12.79%	7.03%	6.23%	5.83%	6.10%
BBC Combined 1-5Yr	-2.54%	-2.54%	12.28%	12.70%	8.06%	9.43%	8.88%	7.51% ^
S&P 500 Index	-4.33%	-4.33%	17.80%	18.32%	12.06%	14.16%	13.28%	10.39% ^

^Since Inception returns are as of the fund's Investor Class inception date. Since the inception date of the Institutional Class, the annualized return of the BBC Combined 1-5Yr Index is 8.97% and S&P 500 Index is 13.40%.

## ANNUAL PERFORMANCE

	2025	2024	2023	2022	2021	2020	2019	2018	2017	2016
Intrepid Capital Fund - Inv.	13.44%	15.40%	14.16%	-12.43%	12.84%	9.18%	6.44%	-13.38%	8.09%	14.88%
Intrepid Capital Fund - Inst.	13.75%	15.65%	14.32%	-12.22%	13.16%	9.50%	6.55%	-13.11%	8.30%	15.27%
BBC Combined 1-5Yr	13.20%	16.20%	17.49%	-12.83%	16.13%	13.58%	14.41%	-2.26%	7.48%	17.49%
S&P 500 Index	17.88%	25.02%	26.29%	-18.11%	28.71%	18.40%	31.49%	-4.38%	21.83%	11.96%

**Performance data quoted represents past performance and does not guarantee future results.** Investment returns and principal value will fluctuate, and when sold, may be worth more or less than their original cost. Performance current to the most recent month-end may be lower or higher than the performance quoted and can be obtained by calling 866-996-FUND.

Per the Prospectus dated February 3, 2026, the annual operating expense (gross) for the Intrepid Capital Fund-Investor Share Class is 1.41% and for the Intrepid Capital Fund-Institutional Share Class is 1.16%. The Fund's Advisor has contractually agreed to reduce its fees and/or reimburse the Fund to the extent necessary to ensure that Total Annual Fund Operating Expenses After Fee Waiver and/or Expense Reimbursement do not exceed 1.15% of the average daily net assets of each class of the Fund. This expense limitation agreement will continue in effect until January 31, 2027. The Capital Fund-Investor Share Class may have Net Expense higher than these expense caps as a result of any sales, distribution and other fees incurred under a plan adopted pursuant to Rule 12b-1 under the Investment Company Act of 1940, as amended (the "Investment Company Act"), acquired fund fees and expenses or other expenses (such as taxes, interest, brokerage commissions and extraordinary items) that are excluded from the calculation. As a result of the calculations, the Net Expense for the Capital Fund-Investor Share Class is 1.15%. The Net Expense for the Capital Fund-Institutional Share Class is 1.15%. The Net Expense Ratio represents the percentage paid by investors. Otherwise, performance shown would have been lower.

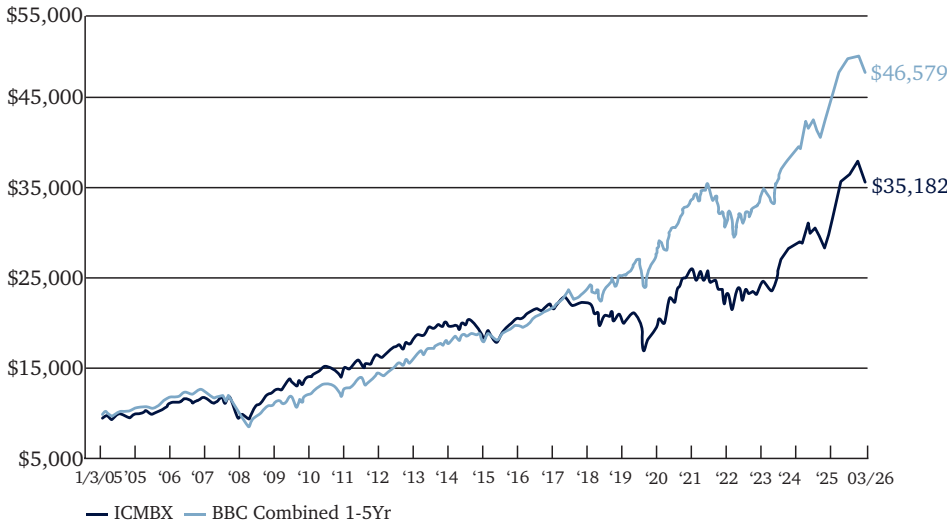
## CONTACT US

**Intrepid Capital Management Funds Trust**  
c/o U.S. Bancorp Fund Services, LLC  
d/b/a U.S. Bank Global Fund Services  
615 East Michigan Street, 3rd Floor,  
Milwaukee, WI 53201-5207

**866.996.FUND**

**www.intrepidcapitalfunds.com**

## GROWTH OF \$10,000 INVESTMENT



The chart illustrates the performance of a hypothetical \$10,000 investment made in the Fund since the Fund's inception. Assumes reinvestment of dividends and capital gains.

### Past performance is no guarantee of future results.

The Fund's investment objectives, risks charges and expenses must be considered carefully before investing. The statutory and summary prospectuses contains this and other important information about the investment company, and it may be obtained by calling 866-996-FUND. Read it carefully before investing.

The Fund is subject to special risks including volatility due to investments in small-and mid-cap stocks and high yield securities. Investments in debt securities typically decrease in value when interest rates rise. This risk is usually greater for longer-term debt securities. Investments by the Fund in lower-rated and non-rated securities presents a greater risk of loss to principal and interest than higher rated securities. The Fund may invest in foreign securities which involve greater volatility and political, economic and currency risks and differences in accounting methods. The risks of owning an ETF generally reflect the risks of owning the underlying securities they are designed to track, although lack of liquidity in an ETF could result in it being more volatile than the underlying portfolio of securities.

Diversification does not guarantee a profit or protect from loss in a declining market.

The Bloomberg Combined Index consists of an unmanaged portfolio of 60% common stocks represented by the S&P 500 Index and 40% bonds represented by the Bloomberg US Government/Credit 1-5 Yr Index. The S&P 500 Index is a widely recognized unmanaged index of stock prices. The Bloomberg US Gov/Credit 1-5Y Index measures the performance if U.S. dollar-denominated U.S. Treasury bonds, government-related bonds, and investment-grade U.S. corporate bonds that have a remaining maturity of greater than or equal to one year and less than five years.

Standard Deviation is a statistical measure of portfolio risk used to measure variability of total return around an average, over a specified period of time. The greater the standard deviation over the period, the wider the variability or range of returns and hence, the greater the fund's volatility. Beta is a measure of volatility of systematic risk, of a security or a portfolio in comparison to the market as a whole. Cash Flow measures the cash generating capability of a company by adding non-cash charges (e.g. depreciation) and interest expense to pretax income. Median Market Cap is the midpoint of market capitalization (market price multiplied by the number of shares outstanding) of the stocks in a portfolio.

The Intrepid Capital Funds are distributed by Quasar Distributors, LLC.

## TOP TEN HOLDINGS

(% OF NET ASSETS)

Alphabet, Inc. - Class A	4.7%
iShares Gold Trust	4.3%
Sprott Inc.	3.3%
Berkshire Hathaway, Inc. - Class B	2.9%
Madison Square Garden Sports Corp.	2.8%
Liberty Media Corp - Liberty Live	2.7%
FRP Holdings, Inc.	2.6%
The TJX Companies, Inc.	2.6%
Permian Resources Corp.	2.5%
Trulieve 10.5% due 12/17/2030	2.2%

## SECTOR ALLOCATION

(% OF NET ASSETS)

Communication Services	19.8%
Consumer Discretionary	18.4%
Financials	14.1%
Industrials	12.6%
Consumer Staples	11.2%
Materials	5.6%
Health Care	4.5%
Real Estate	3.5%
Energy	2.4%
Information Technology	1.0%
Cash or Cash Equivalent	6.9%

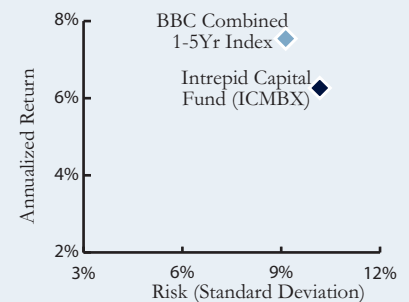
## ASSET ALLOCATION

(% OF NET ASSETS)

Equity	71.1%
Fixed Income	22.0%
Cash or Equivalent	6.9%

Fund holdings, sector allocation and asset allocations are subject to change and are not recommendations to buy or sell any security.

## RISK AND RETURN SINCE INCEPTION



Risk is the annualized since inception standard deviation.

## STRATEGY OVERVIEW

We're conservative yet opportunistic. We invest in fixed income securities that offer attractive yields relative to U.S. Treasuries and have the potential to limit interest rate risk and avoid permanent capital impairment.

We aim to build a portfolio that can withstand credit crises and liquidity events and to own the debt of companies that have the ability to refinance in such an environment. We focus on easy-to-understand businesses with recession-resistant products.

Many of our investments are eclectic credits that are out of favor or underfollowed by the broader investment community. We find the high-yield corporate debt market to be fertile ground for our search and consider shorter-duration (typically 2 to 6 years) smaller-cap credits the "sweet spot" within this market.

## FUND STATISTICS

Investment Style	US fixed income securities
Fund Net Assets	\$1.25 B
Managed By	Intrepid Capital Management
Ticker	ICMUX
Inception Date	8/16/2010
CUSIP	461195703
NAV	\$8.86
Investment Minimum	\$2,500
Effective Duration	1.76 years
Wtd Avg Maturity	3.90 years
Wtd Avg Workout	2.39 years
Yield to Worst	8.44%
30-Day SEC Yield Subsidized	7.15%
30-Day SEC Yield Unsubsidized	7.23%

This material must be preceded or accompanied by a prospectus

## KEY DIFFERENTIATORS

### Independence

- Utilize realistic assumptions in assessing credit risk
- Generate our research internally
- Will not consider a security for the Fund that we would not consider owning ourselves

### Integrity

- Do not hug the index
- Are absolute-return focused
- Do not chase performance by buying into "hot" sectors
- Do not bet on the direction of interest rates
- Manage a concentrated portfolio of only our best ideas

The Overall Morningstar Rating™ for a fund is derived from a weighted average of the fund's three-, five-, and ten-year Morningstar™ metrics, which are based on risk-adjusted return performance. Morningstar rated the Intrepid Income Fund 5, 5 and 5 stars among 339, 305 and 216 Multisector Bond Funds for the overall rating and the 3, 5 and 10 year periods ended 03/31/2026, respectively. Morningstar ratings are based on risk-adjusted returns and do not take into account the effect of sales charges and loads.

## INVESTMENT GOAL

The Fund's primary objective is high current income and long-term capital appreciation.

## ABOUT US

- Majority employee owned
- Small size and flexibility enable us to go where larger firms cannot
- Skin in the game. Employees invest alongside our clients
- Culture rooted in deep fundamental research

## PERFORMANCE

Total Return

Average Annualized Total Returns as of March 31, 2026

	Qtr.	YTD	1 Year	3 Year	5 Year	10 Year	15 Year	Since Inception
Intrepid Income Fund - Inst. ^	0.01%	0.01%	6.85%	9.20%	6.27%	6.00%	4.75%	4.80%
Bloomberg USGov/Cred 1-5Y	0.14%	0.14%	4.15%	4.33%	1.71%	2.02%	1.97%	2.60%
Bloomberg US Agg. Bd Index	-0.05%	-0.05%	4.35%	3.63%	0.31%	1.70%	2.39%	3.18%
Bloomberg US Corp HY	-0.50%	-0.50%	7.01%	8.60%	4.23%	6.12%	5.72%	6.38%

^Institutional Class shares of the Intrepid Income Fund commenced operations on August 16, 2010. Performance shown prior to August 16, 2010 (Since Inception) reflects the performance of Investor Class shares, which commenced operations on July 2, 2007, and includes expenses that are not applicable to and are higher than those of Institutional Class shares. Effective January 31, 2014, the Investor Class shares of the Fund were closed, and any outstanding Investor Class shares were converted into Institutional Class shares.

## ANNUAL PERFORMANCE

Total Return


	2025	2024	2023	2022	2021	2020	2019	2018	2017	2016
Intrepid Income Fund - Inst.	8.15%	10.42%	10.88%	-3.16%	10.01%	8.77%	4.65%	0.53%	3.79%	8.37%
Bloomberg USGov/Cred 1-5Y	6.11%	3.76%	4.89%	-5.50%	-0.97%	4.71%	5.01%	1.38%	1.27%	1.56%
Bloomberg US Agg. Bd Index	7.30%	1.25%	5.53%	-13.01%	-1.54%	7.51%	8.72%	0.01%	3.54%	2.65%
Bloomberg US Corp HY	8.62%	8.19%	13.45%	-11.19%	5.28%	7.11%	14.32%	-2.08%	7.50%	17.13%

Performance data quoted represents past performance and does not guarantee future results. Investment returns and principal value will fluctuate, and when sold, may be worth more or less than their original cost. Performance current to the most recent month-end may be lower or higher than the performance quoted and can be obtained by calling 866-996-FUND.

Per the Prospectus dated February 3, 2026, the annual operating expense (gross) for the Intrepid Income Fund-Institutional Share Class is 1.01% (gross).

## PORTFOLIO MANAGERS

Hunter, Mark, Matt and Joe apply a classical, but creative, approach to security analysis. They've earned the reputation as shrewd underwriters who perform robust credit work.



**Hunter K. Hayes, CFA**  
CIO & Portfolio Manager



**Mark F. Travis**  
CEO & Portfolio Manager



**Matt Parker, CFA, CPA**  
SVP & Portfolio Manager

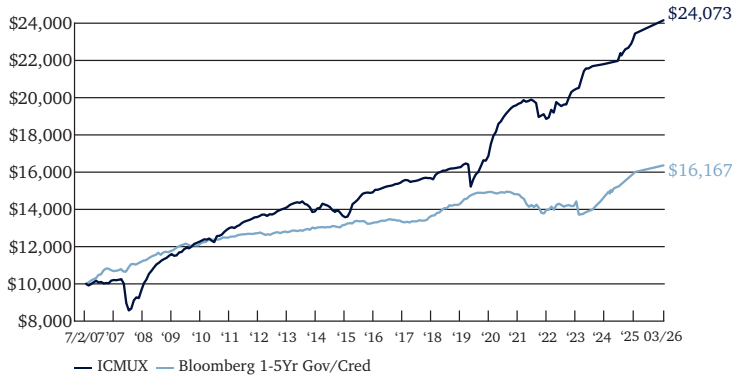


**Joe Van Cavage, CFA**  
SVP & Portfolio Manager

## CONTACT

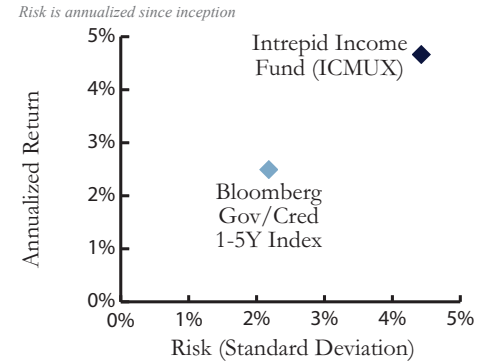
Intrepid Capital Management Funds Trust  
c/o U.S. Bancorp Fund Services, LLC d/b/a  
U.S. Bank Global Fund Services  
615 East Michigan Street, 3rd Floor,  
Milwaukee, WI 53201-5207

### GROWTH OF \$10,000 INVESTMENT



The chart illustrates the performance of a hypothetical \$10,000 investment made in the Fund since the Fund's inception. Assumes reinvestment of dividends and capital gains. Institutional Class shares of the Intrepid Income Fund commenced operations on August 16, 2010. Performance shown prior to August 16, 2010 reflects the performance of Investor Class shares, which commenced operations on July 2, 2007, and includes expenses that are not applicable to and are higher than those of Institutional Class shares.

### RISK RETURN SINCE INCEPTION



### RISK METRICS

Calculated on a trailing 5-year basis (03/31/2021-03/31/2026)

Risk Metrics	Fund	Index
Upside Capture	108.8	100
Downside Capture	-19.7	100
Sharpe Ratio	0.82	-0.61
Sortino Ratio	1.32	-0.90
Standard Deviation	3.29%	2.90%
Max Drawdown	-4.92%	-7.81%
Months to Recovery	9 months	21 months
% of Positive Months	78%	58%

**Upside Capture** – a measure of the Fund's performance relative to an index during periods in which the index had a positive return. Upside capture is calculated based on a geometric average of monthly returns.

**Downside Capture** – a measure of the Fund's performance relative to an index during periods in which the index had a negative return. Downside capture is calculated based on a geometric average of monthly returns.

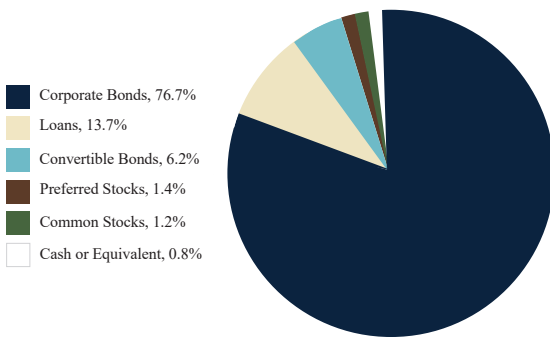
**Sharpe Ratio** – a measure of risk adjusted return computed by dividing a Fund's excess return relative to the risk free rate by the standard deviation of the excess return. The ratio was calculated on a monthly basis and then annualized, and used the average 10-year treasury yield as the risk free rate.

**Sortino Ratio** – a measure of risk adjusted return computed by dividing a Fund's excess return relative to the risk free rate by the standard deviation of the negative excess returns. The ratio was calculated on a monthly basis and then annualized, and used the average 10-year treasury yield as the risk free rate.

**Standard Deviation** – a widely followed measure of dispersion calculated as the statistical differences of a sample relative to its mean.

**Max Drawdown** – the largest peak-to-trough negative return using monthly data in the sample period.

### ASSET ALLOCATION



### CREDIT QUALITY



Credit Quality Source: Ratings are from, in order of availability, Standard & Poor's, Moody's, Fitch, then Egan-Jones. All ratings are standardized using Standard & Poor's grading system regardless of which rating agency assigned the rating. Quality ratings reflect the credit quality of the underlying securities in the Fund's portfolio and not that of the fund itself. Quality ratings are subject to change. S&P assigns a rating of AAA as the highest to D as the lowest credit quality rating.

### TOP 10 HOLDINGS

The Realreal, Inc.	United Natural Foods Inc.	Pitney Bowes Inc.
4.1%	2.9%	2.8%
Beach Acquisition Bidco (Skechers)	Viapath Tech	Angi Group LLC
2.8%	2.7%	2.7%
Cinemark USA Inc.	PHH Escrow Issuer LLC	Twilio Inc.
2.7%	2.6%	2.6%
		Liberty Broadband Corp.
		2.4%

Fund holdings and asset allocation are subject to change and are not recommendations to buy or sell any security



Subscribe to our Advisor Insights for a contrarian view on fixed income securities, short-duration small-cap credits, and everything in between.

[intrepidcapitalfunds.com/subscribe](https://intrepidcapitalfunds.com/subscribe)

### CONTACT

Intrepid Capital Management Funds Trust  
c/o U.S. Bancorp Fund Services, LLC d/b/a  
U.S. Bank Global Fund Services  
615 East Michigan Street, 3rd Floor,  
Milwaukee, WI 53201-5207

**Past performance is no guarantee of future results.**

The Fund's investment objectives, risks charges and expenses must be considered carefully before investing. The statutory and summary prospectuses contains this and other important information about the investment company, and it may be obtained by calling 866-996-FUND. Read it carefully before investing.

Investments in debt securities typically decrease in value when interest rates rise. The risk is generally greater for longer term debt securities. Investments by the Fund in lower-rated and non-rated securities presents a greater risk of loss to principal and interest than higher rated securities. The Fund may invest in foreign securities which involve greater volatility and political, economic and currency risks and differences in accounting methods.

Diversification does not guarantee a profit or protect from loss in a declining market.

The Bloomberg US Gov/Credit 1-5Y TR Index measures the performance of U.S. dollar-denominated U.S. Treasury bonds, government-related bonds, and investment-grade U.S. corporate bonds that have a remaining maturity of greater than or equal to one year and less than five years.

Bloomberg U.S. Aggregate Bond Index is an index representing about 8,200 fixed income securities. To be included in the index, bonds must be rated investment grade by Moody's and S&P. You cannot invest directly in an index.

Bloomberg US Corporate High Yield Index measures the performance of the U.S. Dollar-denominated, high yield, fixed-rate corporate bond market." It should probably come immediately after the description of the US Agg Index and before the sentence saying "You cannot invest directly in an index."

©2026 Morningstar, Inc. All Rights Reserved.

The information contained herein: (1) is proprietary to Morningstar; (2) may not be copied or distributed; and (3) is not warranted to be accurate, complete or timely. Neither Morningstar nor its content providers are responsible for any damages or losses arising from any use of this information.

The Morningstar Rating™ for funds, or "star rating", is calculated for managed products (including mutual funds, variable annuity and variable life subaccounts, exchange-traded funds, closed-end funds, and separate accounts) with at least a three year history. Exchange-traded funds and open-ended mutual funds are considered a single population for comparative purposes. It is calculated based on a Morningstar Risk-Adjusted Return measure that accounts for variation in a managed product's monthly excess performance, placing more emphasis on downward variations and rewarding consistent performance. The top 10% of products in each product category receive 5 stars, the next 22.5% receive 4 stars, the next 35% receive 3 stars, the next 22.5% receive 2 stars, and the bottom 10% receive 1 star. The Overall Morningstar Rating™ for a managed product is derived from a weighted average of the performance figures associated with its three-, five-, and 10-year (if applicable) Morningstar Rating™ metrics. The weights are: 100% three-year rating for 36-59 months of total returns, 60% five-year rating/40% three-year rating for 60-119 months of total returns, and 50% 10-year rating/30% five-year rating/20% three-year rating for 120 or more months of total returns.

While the 10-year overall star rating formula seems to give the most weight to the 10-year period, the most recent three-year period actually has the greatest impact because it is included in all three rating periods. As of March 31, 2026 The Intrepid Income Fund (ICMUX) was rated 5-Stars, 5-Stars and 5-Stars against the following numbers of Multisector Bond funds over the following time periods: 339, 305 and 216 funds in the last three-, five- and ten-years, respectively.

Weighted Average Maturity is the average of the stated maturity dates of the fixed income securities held in the fund. Weighted Average Workout is the average of the expected redemption dates of the fixed income securities held in the fund. Expected redemption dates may be before maturity, and are based on provisions that allow the issuer to repay the bond it matures. Effective Duration is a time measure of interest-rate risk exposure that estimates how much a bond, or a bond fund's price, fluctuates with changes in interest rates. Standard Deviation is a statistical measure of portfolio risk used to measure variability of total return around an average, over a specified period of time. The greater the standard deviation over the period, the wider the variability or range of returns and hence, the greater the fund's volatility. Cash Flow measures the cash generating capability of a company by adding non-cash charges (e.g. depreciation) and interest expense to pretax income. Yield to worst is a measure of the lowest possible yield that can be received on a bond that fully operates within the terms of its contract without defaulting. It is a type of yield that is referenced when a bond has provisions that would allow the issuer to close it out before it matures. SEC Yield Subsidized is a standard calculation of yield introduced by the SEC to provide fairer comparison among funds. This yield reflects the dividends and interest earned after deducting the fund's expenses during the most recent 30-day period covered by the fund's filings with the SEC. SEC Yield Un-Subsidized represents what a fund's 30-Day SEC Yield would have been had no fee waivers, expense reimbursements or recoupments been in place over the period. Negative 30-Day SEC Yield results when accrued expenses of the past 30 days exceed the income collected during the past 30 days.

The Intrepid Capital Funds are distributed by Quasar Distributors, LLC.



Subscribe to our Advisor Insights for a contrarian view on fixed income securities, short-duration small-cap credits, and everything in between.

[intrepidcapitalfunds.com/subscribe](https://intrepidcapitalfunds.com/subscribe)

## CONTACT

Intrepid Capital Management Funds Trust  
c/o U.S. Bancorp Fund Services, LLC d/b/a  
U.S. Bank Global Fund Services  
615 East Michigan Street, 3rd Floor,  
Milwaukee, WI 53201-5207

## PERFORMANCE SUMMARY

### PERFORMANCE

	Inception Date	Total Return		Average Annualized Total Returns as of March 31, 2026					
		Qtr.	YTD	1 Year	3 Year	5 Year	10 Year	15 Year	Since Inception
Intrepid Capital Fund - Inv.	1/3/2005	-0.93%	-0.93%	13.33%	12.56%	6.80%	5.98%	5.59%	6.10%
Intrepid Capital Fund - Inst.	4/30/2010	-0.93%	-0.93%	13.45%	12.79%	7.03%	6.23%	5.83%	6.10%
Intrepid Income Fund - Inst.^	8/16/2010	0.01%	0.01%	6.85%	9.20%	6.27%	6.00%	4.75%	4.80%

### ANNUAL PERFORMANCE

	2025	2024	2023	2022	2021	2020	2019	2018	2017	2016
Intrepid Capital Fund - Inv.	13.44%	15.40%	14.16%	-12.43%	12.84%	9.18%	6.44%	-13.38%	8.09%	14.88%
Intrepid Capital Fund - Inst.	13.75%	15.65%	14.32%	-12.22%	13.16%	9.50%	6.55%	-13.11%	8.30%	15.27%
Intrepid Income Fund - Inst.^^	8.15%	10.42%	10.88%	-3.16%	10.01%	8.77%	4.65%	0.53%	3.79%	8.37%

*Performance data quoted represents past performance and does not guarantee future results. Investment returns and principal value will fluctuate, and when sold, may be worth more or less than their original cost. Performance current to the most recent month-end may be lower or higher than the performance quoted and can be obtained by calling 866-996-FUND. The Funds impose a 2% redemption fee on shares held for 30 days or less. Performance data does not reflect the redemption fee. If it had, returns would be reduced.*

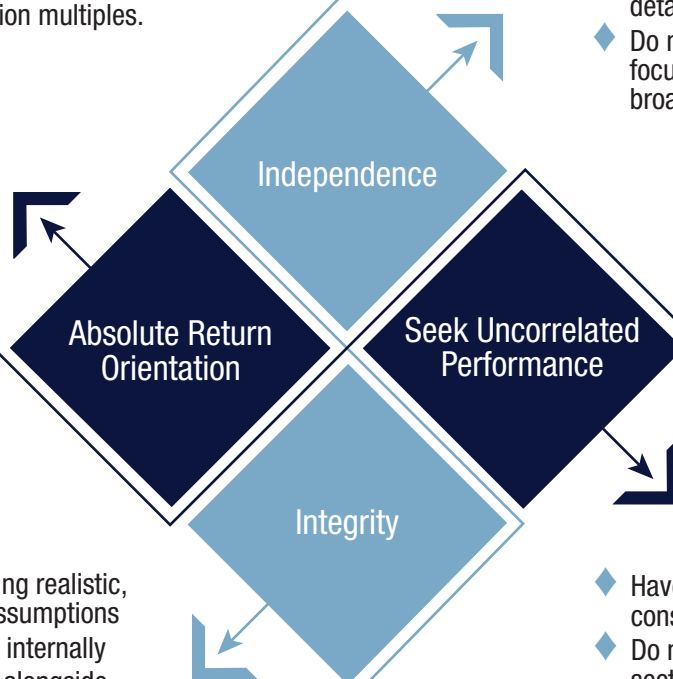
^Institutional Class shares of the Intrepid Income Fund commenced operations on August 16, 2010. Performance shown prior to August 16, 2010 (Since Inception) reflects the performance of Investor Class shares, which commenced operations on July 2, 2007, and includes expenses that are not applicable to and are higher than those of Institutional Class shares. Effective January 31, 2014, the Investor Class shares of the Fund were closed, and any outstanding Investor Class shares were converted into Institutional Class shares.

^^Institutional Class shares of the Intrepid Income Fund commenced operations on August 16, 2010. Performance shown prior to August 16, 2010 (2008-2010) reflects the performance of Investor Class shares, which commenced operations on July 2, 2007, and includes expenses that are not applicable to and are higher than those of Institutional Class shares.

## KEY DIFFERENTIATORS

- ◆ We favor long-term, absolute returns over short-term, relative returns
- ◆ Defined, systematic and repeatable investment process
- ◆ Focus on established companies that have strong balance sheets and have generated consistent free cash flows.
- ◆ Valuations are calculated by discounting projected free cash flows and valuing assets. We do not use relative valuation multiples.

- ◆ Do not follow the herd on Wall Street
- ◆ Focus on a business's value, not its changing stock price
- ◆ Seek to buy only good businesses at what we view as good prices, determined by detailed fundamental analysis
- ◆ Do not chase performance by focusing on "hot" sectors or broad market trends



- ◆ Produce valuations using realistic, internally developed assumptions
- ◆ Generate our research internally
- ◆ Invest our own money alongside our shareholders' funds

- ◆ Have concentrated portfolios consisting of our best ideas
- ◆ Do not attempt to match our sector weightings to benchmarks
- ◆ Flexible and do not have a fully invested (no cash) mandate

## CONTACT US

MAIL: Intrepid Capital Management Funds Trust  
c/o U.S. Bancorp Fund Services, LLC  
d/b/a U.S. Bank Global Fund Services  
615 East Michigan Street, 3rd Floor,  
Milwaukee, WI 53201-5207

PHONE: 866-996-FUND (3863)

WEB: [www.intrepidcapitalfunds.com](http://www.intrepidcapitalfunds.com)

E-MAIL: [invest@intrepidcapitalfunds.com](mailto:invest@intrepidcapitalfunds.com)

## HOW TO OPEN A DIRECT ACCOUNT

1. Decide which fund(s) best meet your investment needs by reading the prospectus.
2. Determine how much you want to invest in each fund (see minimums on next page).
3. Complete a New Account Application.

- ◆ Go to the website at [www.intrepidcapitalfunds.com](http://www.intrepidcapitalfunds.com)
- ◆ Click on the “Resources” tab at the top of the screen. Then, scroll to and click “Applications & Forms”.
- ◆ Here you will find the applications for each type of account that can be established. Select and print the application which corresponds to the type of account you choose to open.
- ◆ Complete all of the necessary personal information and fund choices on the Account Application, and Transfer Form, if applicable.
- ◆ To fund the account, include a check made payable to Intrepid Capital Funds, follow the wiring instructions on the application, or complete Transfer Form, if applicable.
- ◆ Attach a voided check for added telephone/internet options, if desired.

4. Send your Account Application, Transfer Form (if applicable), and check(s) to:

BY FIRST CLASS MAIL:

Intrepid Capital Management Funds Trust  
c/o U.S. Bank Global Fund Services  
P.O. Box 701  
Milwaukee, WI 53201-0701

BY OVERNIGHT DELIVERY SERVICE OR EXPRESS MAIL:

Intrepid Capital Management Funds Trust  
c/o U.S. Bank Global Fund Services  
615 East Michigan Street, 3rd Floor  
Milwaukee, WI 53202-5207

## INVESTING THROUGH A FINANCIAL INTERMEDIARY

The Intrepid Funds are available for purchase through over 125 servicing agents.

- ◆ Determine which fund(s) best meets your investment needs by reading the prospectus and consulting your trusted financial advisor or broker.
- ◆ Purchase shares in the Intrepid Funds using your chosen intermediary’s procedures.
- ◆ Your investment in the Intrepid Funds will be held in your account at the intermediary.
- ◆ For important updates on the Intrepid Capital Funds, please join our Email List on our website: [www.intrepidcapitalfunds.com/subscribe](http://www.intrepidcapitalfunds.com/subscribe).

## HOW TO PURCHASE ADDITIONAL SHARES IN YOUR EXISTING ACCOUNT

For additional investments in your existing account, complete the remittance form attached to your quarterly account statement. The Funds have additional forms, if you need them, which can be obtained by calling: (866) 996-FUND (3863).

### INVESTMENT BY WIRE

If you wish to open an account by wire transfer, please contact the Funds' Transfer Agent at (866) 996-FUND (3863).

### TELEPHONE PURCHASES

Telephone purchases may be made by calling 1-866-996-FUND.

MINIMUMS		
NEW ACCOUNTS	ICMBX, ICMUX	ICMVX
Individual Retirement Account (IRA's)	\$2500	\$250,000
Non-Retirement Account	\$2500	\$250,000
With automatic investment plan	\$2500	\$250,000
EXISTING ACCOUNTS	ICMBX, ICMUX	ICMVX
Dividend reinvestment	No minimum	No minimum
All other investments	\$100	\$100



FOR MORE INFORMATION

Visit us at:

[www.intrepidcapitalfunds.com](http://www.intrepidcapitalfunds.com)

Or call:

866-996-FUND (3863)

# INTREPID CAPITAL FUNDS



c/o U.S. Bank Global Fund Services  
P.O. Box 701  
Milwaukee, WI 53201-0701

*[www.intrepidcapitalfunds.com](http://www.intrepidcapitalfunds.com)*

IT-ITMLIG